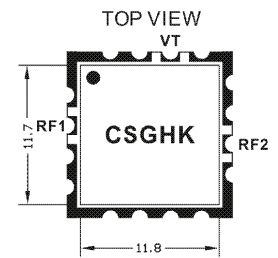
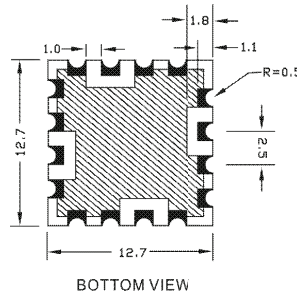



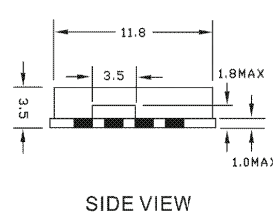
SURFACE MOUNT MODEL TUNABLE BANDPASS FILTERS

Frequency 100-200MHz

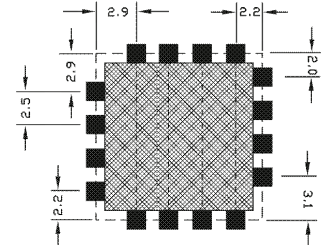
TF150M



ALL OTHER PINS ARE GROUND



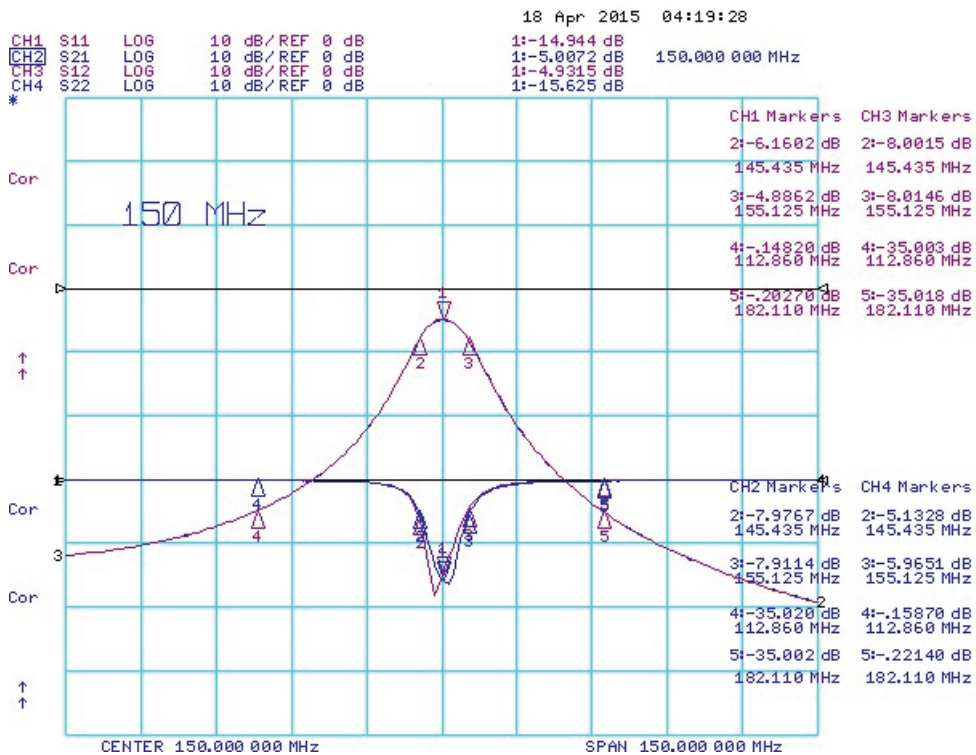
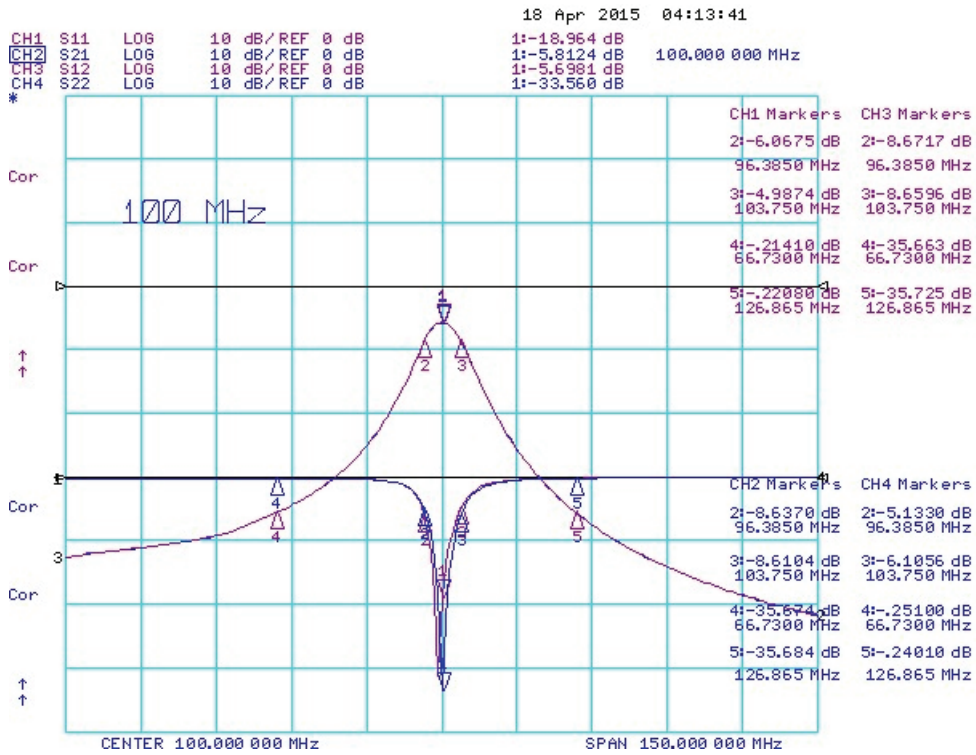
SIDE VIEW



RECOMMENDED
LAND PATTERN
(TOP VIEW)

Electrical Specifications, $T_A = +25^\circ\text{C}$.

Parameter	Min	Typ	Max	Units
Frequency Coverage	100		200	MHz
Input/Output Impedance		50		Ω
Inband Input/Output VSWR		1.5	2.0	
Inband RF Power Handling		0	2	dBm
Insertion Loss		5	6	dB
% Bandwidth(3dB)		6.8	8	%
Shape Factor (30 dB / 3 dB)		7.5	8.8	
Tuning Voltage (V)	0.5		12	V
Operating Temperature Range	-55	+25	+85	$^\circ\text{C}$
Center Frequency Drift	200	300	400	PPM/ $^\circ\text{C}$



18 Apr 2015 04:23:37

CH1 S11 L06 10 dB/REF 0 dB
 CH2 S21 L06 10 dB/REF 0 dB
 CH3 S12 L06 10 dB/REF 0 dB
 CH4 S22 L06 10 dB/REF 0 dB

1:-10.481 dB
 1:-4.9655 dB
 1:-4.9373 dB
 1:-10.101 dB

200.000 000 MHz

